

SECURITY ACCESSORIES

TABLE OF CONTENTS

Security Accessories	16 thru 38
Alarm Pagers	16
Battery Drain Protector	19
Diodes	21
Door Lock Kits	23
Door Locking Accessories	21 thru 23
Door Poppers	24
Headlight Control Modules	19
HoodLocks	21
L.E.D.'s	28
Linear Actuators	25
Passive Anti Theft Systems	21
Pin Switches	36, 37
Power Window Kits & Accessories.....	29 thru 32
Power Window Roll Up Modules	19
Radar Sensors	20
Relay Sockets	32, 33
Relays	33
Remote Batteries.....	18
Remote Start Accessories	16
Remote Transmitters.....	16, 17
Resistors.....	34
Security Sensors	20
Sirens & Horns.....	25, 26
Switches & Toggles	34 thru 38
Trunk Release Solenoids.....	24
Varad	26 thru 28

Remote Start Accessories

Vacuum Switch For Remote Starters

Perfect for when there is no tack wire on a vehicle.

Part No. 90-VAC



Programmable Car Starter Timer

Works like a VCR timer to schedule 8 different events by week, day, hour and minute.

Part No. 90-T1



Channel Creator

Add's a channel to any alarm. Instant output after button is pushed twice.



Part No. 90-CC1

GM Passkey Bypass Module

Designed to allow bypass of the GM factory Passkey •, V.A.T.S. •, Passlock I & II • systems with a remote starter.

Part No. 90-GM



Universal Transponder Bypass Module

When the car starter is activated, the bypass module will allow the vehicle's computer to read the key inside of the box.

Part No. 90-TRNS



Alarm Pagers

Remote Paging System

A small and innovative paging system that will instantly alert you when your vehicle has been violated. The high-tech backlit LCD display allows real-time monitoring of doors/trunk/hatch, instant trigger and when the vehicle is started. Other useful information the pager displays are effective range of the system, current time, reminder alarm, alert mode selection, low battery and more. The 90-CM3000 uses FM (frequency modulation) and other new technologies making it suitable for any vehicle with or without a security system. Selectable musical melody or silent vibration alert.



Part No. 90-CM3000

Stand-Alone Remote Paging System

Same as 90CM3000, but includes a shock sensor for stand-alone applications.

Part No. 90-CM3001

Remote Transmitters



Part No.
90-LRT1

4 Button Learning Remote

Used to duplicate most RF remote controls. Great for garage door openers, car alarms & more. Will not work for hopping code remotes.



SECURITY ACCESSORIES

Remote Transmitters *continued*

4 Button TRC Remote

Replacement transmitter for TRC 4-button remotes. Standard on 90-985, 90-903, 90-945, 90-983 and 90-912. Codes are fixed on these remotes.

Part No.
90-REM4



Arrow-Shaped Buttons Remote Transmitter

Replacement 2-button, 3 channel remotes for most system requirements. Standard issue on 90-902C, 90-911A, 90-944 and 90-982. These remotes do not change codes.

Part No.
90-REMC



Rugged Box-Style Transmitter

Replacement 2-button, 3 channel remotes for most system requirements. Standard issue on 90-902, 90-901 and 90-911. These remotes do not change codes.

Part No.
90-REMOTE



4 Button Remote

4-button TRC 90 series fixed code remote with retractable antenna

Part No.
90-RANT



4-Button Random Code Mini Remote (Red LED)

Works with CS Series Security and Keyless Entry Systems

Part No. CS-REM4



4-Button Fixed Code Mini Remote (Green LED)

Work with 90-904, 90-914 Security and Keyless Entry Systems

Part No. 90-REM40

2-Button Fixed Code Mini Remote (Green LED)

Works with 90-948 Security System

Part No.
90-REM2



2-Button Random Code Remote (Red LED)

Works with ES Series Security and Keyless Entry Systems

Part No.
ES-REM2



4-Button Random Code Remote (Red LED)

Works with ES Series Security and Keyless Entry Systems

Part No.
ES-REM4



4-Button Random Code Water Resistant Remote (Red LED)

Works with XS-500 Security System.

Part No.
XS-REM4R



4-Button Fixed Code Water Resistant Remote (Green LED)

Works with XS-300, XS-100, XK-2 Security and Keyless Entry Systems.

Part No.
XS-REM4


SECURITY ACCESSORIES



Replacement Batteries

Alkaline batteries for most popular alarm remotes and other applications. Blister-packed on hang card.

Part No. 90-23A	12 Volt Transmitter Battery. Very popular. Found on most transmitters.
Part No. 90-25A	9 VOLT Transmitter Battery.
Part No. 90-27A	12 VOLT Transmitter Battery. Replacement for Mini and Xtreme Remotes



3 Volt Flat Lithium Batteries



Used in Alpine and most factory OEM remotes.
Blister card with 5 batteries. Sold in multiples of 5 only.

Part No.
90-2025

Part No.
90-2032

3V flat Lithium battery
Replacement for TS Series Remotes

Alkaline Replacement Batteries

Part No. 90-AA

AA Alkaline 1.5 VOLT Battery.



AAA Alkaline 1.5 VOLT Battery.

Part No. 90-AAA

Part No. 90-9VOL

9 VOLT Alkaline Manganese Battery.



C Size Alkaline 1.5 VOLT Battery.

Part No. 90-C

Part No. 90-D

D Size Alkaline 1.5 VOLT Battery.



TTC SECURITY ACCESSORIES



Priority Start Battery Drain Protector



Power is automatically disconnected from the battery when current runs low, leaving sufficient battery current to start the engine.

Part No.
90-PS1

Headlight Control Module



A great convenience option. Unit automatically turns the headlights on full for nighttime or bad weather conditions. It reduces headlight intensity for daytime driving (Daytime running lights.) Works with most vehicles. Easy to install.

Part No.
90-HCM

Window Rollup Modules



TRC Window Rollup Module

Controls 2 windows in one direction. Works with most (-) ground output when armed units.

Part No.
90-950



Twindow™ Sunroof Rollup Module

For sunroofs only. Allows user to vent sunroof as well as open and close it. Instructions included.

Part No.
90-TS1A



Twindow™ 1 Window 2 Direction Rollup Module

Open and close one window

Part No.
90-TW1A



Twindow™ 2 Window Rollup Module

Roll 2 windows either up or down.

Part No.
90-TW2A

Interior Zone Radar Sensor

Interior Zone Radar Sensor

Part No.

90-020-204

Smaller pattern for vehicle interior. Negative (-) trigger output. Manual sensitivity adjustment.



Exterior Zone Radar Sensor

Part No.

90-020-504

Similar to the 90-020-204 Interior Radar Sensor, except larger pattern.



Dual Zone Radar Sensor

Part No.

90-022

This unit is like having both interior radar to trigger the alarm siren and exterior radar to "chirp" the alarm for warning. 2 separate sensitivity adjustments.



Self-Tuning Dual Zone Radar Sensor

Part No.

90-025

Similar to the 90-022 Dual Zone Radar Sensor, but no potentiometers to adjust. Adjust by simply standing at the edge of the interior field and grounding a wire - both fields are set!



Security Sensors

Part No.

90-007

Dual Zone Shock Sensor

Two zones for warning off a light impact and triggering the alarm for a heavy impact.



Part No.

CS-007

TRC CS Series Dual Zone Shock Sensor



Part No.

90-001


Glass Break Sensor

Responds to glass breaking or hard metal-to-glass impact.



SECURITY ACCESSORIES


Diodes

1 Amp Diode	3 Amp Diode	6 Amp Diode	
Part No. 90-451	Part No. 90-4530	Part No. 90-456	

Universal Electronic Hoodlocks

Part No.
90-500


Automatically activated. Can be unlocked by hidden button or with a security system.




Passive Anti Theft System

Part No.
90-105

Vehicle can only be started after activating hidden switch or any pre-determined +12 Volt accessory such as power windows, high beams, etc. Any attempt to start the vehicle without following the proper procedure will cause the horn (or optional siren) to sound. System is completely automatic, comes with valet override switch. Requires 2 relays.



Door Lock Actuator



2-Wire M.E.S. Swiss Door Lock Actuator

The original Swiss actuator, OEM on many European cars.


Part No.
W-15



5-Wire M.E.S. Swiss Door Lock Actuator

The original Swiss actuator, OEM on many European cars. For front doors on 4-door system.

Part No.
W-16



SPAL 5-Wire Door Lock Actuator

Top quality actuator with complete mounting hardware included. Power = 7.868 lbf. Current Draw = 4.5A (Maximum.)

Part No.
SPAL-006

Door Lock Actuator *continued*



SPAL 2-Wire Door Lock Actuator

Top-quality actuator with complete mounting hardware included. 2-wire version of SPAL-006.

Part No.
SPAL-007

Part No.
PDLA01

HARADA 2-Wire Door Lock Actuator

The compact motor runs parallel to the piston shaft for easier installation. Centrifugal clutch for no load on the door lock rod in the rest position. Built-in Thermal Cutoff to protect the unit from overload conditions.



2-Wire Door Lock Actuator



Fits most vehicles, includes all mounting hardware.

Part No.
90-333



Mini Actuator

Great for tight positions such as door locks, trunk release or custom applications.

Part No.
SPAL-006

Door Lock Modules

Part No.
90-960

Interfaces to factory or aftermarket door locks. Also works with 5-wire actuator.



Part No.
90-963

Universal Door Lock Inverter


Solid State Circuitry changes Negative (-) output to Positive (+) output for Door Locks. Plugs directly into these models. Plug can be removed for universal use on any 3-Channel system.



Part No.
90-966

Door Lock Relay Module

3-pin connector which plugs into the 90-903, 90-944, 90-912, 90-984 and 90-985 TRC products. The 3-pin connector is also compatible with other brands of alarms and keyless entry modules. The connector can be removed for universal installations (3-Channel.)



SECURITY ACCESSORIES





Central Door Locking Kits

SPAL 2-Door System

Part No.
SPAL-2DK

SPAL 2-Door system is compatible with anti-theft and other remote entry systems utilizing double negative (-) output.

System includes:


- 2 5-wire actuator
- 1 SPAL M4 Module
- 1 5-wire harness with fuse
- Complete set of installation accessories for the electrical components



SPAL 4-Door System

Part No.
SPAL-4DK

Similar to the SPAL-2DK, but designed for 4-door operation. Includes all parts of SPAL-2DK and add 2 2-wire actuator



Part No.
SPAL-PDM4

SPAL Power Door Lock Module

Power Door Lock Module for SPAL door lock system.



Part No.
SPAL-050


SPAL Power Door Lock Switch

Lock and *Unlock* markings for ease of operation.



Door Jam Wire Boots

1/4" I.D. / 1/2" O.D. straight boot. 7" long.
End plug has 1/2" I.D. and 1" O.D.



Part No.
DJB-1

7/10" I.D. S-shaped boot. 5.25" long. End plug has 1.3" O.D.



Part No.
DJB-2

1" I.D. / 1.55" O.D. straight accordion style boot.
4.6" long. End plug has 1" I.D. / 1.1" O.D.




Part No.
DJB-3

Trunk Release Solenoids

11-lb Solenoid

Add remote latch/trunk release to most vehicles. Comes complete with hardware, switch and wire.


Part No.
90-005



15-lb Solenoid

Similar to the 90-005, but pulls a full 15 pounds for heavier applications.

Part No.
90-005A



SPAL 35-lb Solenoid

Part No.
SIL-35

Perfect for use with heavy doors and shaved door handles to give the door (or trunk) a solid pull!



35-lb Trunk/Door Release Solenoid

Use with custom "shaved" door handles or trunk release on older vehicles requiring additional strength. Includes all mounting hardware, pull cable and heavy duty switch.

Part No.
SL3500




Door Poppers

SPAL Door Popper

Use with the heavy-duty solenoids to give a door an extra push to open. Can be surface or flush mounted.

Part No.
DP-3



Heavy Duty Door Popper



Part No.
DP2000

Use with the heavy-duty solenoids to give a door an extra push to open. Great for show cars! Spring loaded for quick push plunger in a CNC machined body. Can be surface or flush mounted.



SECURITY ACCESSORIES

Linear Actuator



WARNER *Made In USA*

Very powerful for a variety of uses. Completely self-contained for outdoor and indoor use. Provide consistent, repeatable performance even under adverse conditions. Need no maintenance or adjustments due to wear. Internal limit switches automatically shut off power at the end of the stroke (except LA-8 and LA-12.)

Part No.

LA-2

*2 inch stroke. 75 lb. load.
Total Length: 6.92"

Part No.

LA-4

*4 inch stroke. 75 lb. load.
Total Length: 8.92"

Part No.

LA-6

*6 inch stroke. 75 lb. load.
Total Length: 10.92"

Part No.

LA-8

*8 inch stroke. 250 lb. load.
Total Length: 15.35"

Part No.

LA-12

*12 inch stroke. 250 lb. load.
Total Length: 19.35 "

**SEE PAGE B FOR OUR
NEW LINE
OF LINEAR ACTUATORS**



Sirens and Horns



Programmable 6-Tone Siren

Distinctive tones to attract a lot of attention to deter theft and vandalism.

Part No.

90-800



6-Tone Battery Back-up Siren

The siren keeps going if power is cut from the battery.

Part No.

90-810



Mechanical Siren

A terrific way to attract attention to a vehicle! Motor-driven siren produces emergency vehicle-type sound. May not be legal in some states

Part No.

90-840



Mini Piezo Siren

Great inside a vehicle to discourage a thief from staying inside. Very compact and Extra-loud: 1110dB. Low-current draw of 150mA.

Part No.

90-039



HELLA Air Horns

Dramatic way to attract attention to a vehicle! These dual horns come with the compressor, tubing, relay and mounting bracket to make the installation very professional and easy.

Part No.

90-880

Sirens and Horns *continued*



Audible Beeper

Part No.

90-860

Beeps along with the LED flashing. Hooks up to LED output of any alarm. Warns of armed alarm status.



Self-Beeping Audible Beeper

Part No.

90-870

Unit will beep when alarm is armed, or anytime it receives +12Volts.



Flasher

Part No.

90-552

Standard 2-prong flasher. 12 Volts DC.

VARAD™ Super-High Intensity LEDs

Extra bright for a very distinctive appearance. Comes complete with wire and inverter circuit.

Part No. LL-101

Laser-Blue LED

Part No. LL-102

Fusion-Green LED

Part No. LL-103

Atomic-Orange LED

Part No. LL-104

Hyper-Red LED



VARAD™ Scanners

Red Gothic Design Scanner

Part No. VS-5000



Blue Gothic Design Scanner

Part No. VS-5000B

Red Aero Design LED Scanner

Part No. VS-4000



Blue Aero Design Scanner

Part No. VS-4000B

Aqua Alien Design Scanner

Part No. ELS-600



Blue Alien Design Scanner

Part No. ELS-601



SECURITY ACCESSORIES

VARAD™ Scanners continued

**Lime Alien
Design Scanner**

Part No. ELS-602



**Orange Alien
Design Scanner**

Part No. ELS-603

SECURITY ACCESSORIES



**EL
Scanners**

Part No. ELS-500 • Aqua

Part No. ELS-501 • Blue

Part No. ELS-502 • Lime

Part No. ELS-503 • Orange



VS 400 Scanners

Part No. VS-400B • Blue

Part No. VS-400C • Multi Color

Part No. VS-400P • Red



VS 3000 Stealth Scanners

Part No. VS-3000C • Chrome Lens

Part No. VS-3000T • Tinted Lens



Laser Theft Deterrent

Part No. LS-100



Headlight Flashers

Part No. HLF-101 • Blue

Part No. HLF-102 • Green

Part No. HLF-103 • Orange

Part No. HLF-104 • Red

VARAD™ Accent Lighting

**6" Hyperled™
LED Lightbars**



Part No. HL-6GR • Green

Part No. HL-6YL • Yellow

Part No. HL-6WH • White

Part No. HL-6BL • Blue

Part No. HL-6RD • Red

Part No. HL-6OR • Orange



VARAD™ Accent Lighting *continued*


12" Hyperled™ LED Lightbars



- Part No.** HL-12GR • Green
- Part No.** HL-12YL • Yellow
- Part No.** HL-12WH • White
- Part No.** HL-12BL • Blue
- Part No.** HL-12RD • Red
- Part No.** HL-12OR • Orange

Hyperled™ Digital LED Lightbars

- Part No.** HLX-6
- Part No.** HLX-12



Hyperled™ Interior Lighting Kits



- Part No.** ILK-101 • Blue
- Part No.** ILK-102 • Green
- Part No.** ILK-103 • Orange
- Part No.** ILK-104 • Red
- Part No.** ILK-105 • Yellow
- Part No.** ILK-106 • White

5' Power Neon Cable Kits

- Part No.** PNC100 • Aqua
- Part No.** PNC101A • Blue
- Part No.** PNC102 • Lime
- Part No.** PNC103 • Yellow
- Part No.** PNC104 • Red
- Part No.** PNC105 • Coral
- Part No.** PNC107 • Purple



10' Power Neon Cable Kits

- Part No.** PNC200A • Aqua
- Part No.** PNC201 • Blue
- Part No.** PNC202 • Lime
- Part No.** PNC203 • Yellow
- Part No.** PNC204 • Red
- Part No.** PNC205 • Coral
- Part No.** PNC207 • Purple



SECURITY ACCESSORIES

VARAD™ Steering Wheel Remote Control



Part No.
AR-200

Low Voltage LEDs

Part No.
90-LED

Red Steady Low-Voltage Plug-in LED (Replacement LED for TRC Security Systems)

Hooks up to low voltage LED outputs. Pre-wired with 47" leads with 2-pin plug. Push-in plastic bezel fits into 3/8" hole. Standard replacement for TRC Security products.



Part No.
90-472R

Red High Brightness Low-Voltage Plug-in LED

Hooks up to low voltage LED outputs from alarms. Pre-wired with 36" leads. Push-in plastic bezel fits into 1/4" hole. Standard size (5mm) LED.



12 Volt LEDs

Available in flashing or steady models. Push-in bezel fits 1/4" hole. Pre-wired with 36" leads. Standard mini size (5mm) LED.



Part No. 90-410 • Self flashing Red in metal housing

Part No. 90-422R • Self flashing Red LED

Part No. 90-424Y • Self flashing Yellow LED

Part No. 90-425G • Self flashing Green LED

Part No. 90-432R • Steady Red LED

Part No. 90-434Y • Steady Yellow LED

Part No. 90-435G • Steady Green LED

LED Hole Plugs



Cover unwanted LED holes from previous installations. Nylon locking plugs.

Part No. 06-014 • 1/4" Nylon hole plug

Part No. 06-516 • 5/16" Nylon hole plug

Part No. 06-038 • 3/8" Nylon hole plug

SECURITY ACCESSORIES



SPAL Universal Power Window Motor Kits

Part No.
SPAL-013

Standard Power Window Kit

Suitable for front or rear doors of virtually any vehicle on the road. Has thermal overload protection circuit.



Part No.
SPAL-021

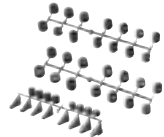
Deluxe Power Window Kit

Suitable for front or rear doors of virtually any vehicle on the road. Has thermal overload protection circuit.



Part No.
SPAL-143

Small Gear Adapter & Accessory Kit for Motor Assemblies




Part No.
SPAL-155

Large Gear Adapter & Accessory Kit for Motor Assemblies



Bracket Accessory Kit for Motor assemblies

Part No.
SPAL-144



Transmission Assembly for SPAL-013



Part No.
SPAL-027

Replacement Motor "A" Assemblies for SPAL-013

Part No.
SPAL-133



Replacement Motor "B" Assemblies for SPAL-013

Part No.
SPAL-134

Basic Door Panel Cutter

One-time disposable training blade. 1-9/16" hole

Part No.
SPAL-PC1



Deluxe Door Panel Cutter

Pro-quality SPAL cutter. 1-9/16" hole

Part No.
SPAL-PC2



SECURITY ACCESSORIES

SPAL Universal Power Window Switch Kits

2-Door Power Window Switch Kit

Part No.

SPAL-121

2-Switch Kit. For center console mounting.
Comes with:

- 6-contact switches (2) with illumination (SPAL-095)
- 2 single mounting frames (SPAL-079)
- Wire harness kit.



2-Door Power Window Switch Kit

Part No.

SPAL-041

2-Switch Kit. For center console mounting.
Comes with:

- 6-contact switches (2) with illumination and built-in frame (SPAL-049)
- Wire harness kit



2-Door Power Window Switch Kit

Part No.

SPAL-030

2-Switch Kit. For BMW Series 3 and universal applications. Center console mounting.
Comes with:

- 5-contact non-illuminated switches (2) with built-in frame (SPAL-010)
- Wire harness kit.



2-Door Power Window Switch Kit

Part No.

SPAL-147

- 3-Switch Kit. Comes with:
- 6-contact switches (3) with illumination (SPAL-095)
 - 2 dual frames (vertical and horizontal mounting) for driver's door (SPAL-080 and SPAL-081)
 - Single frame for passenger door (SPAL-079)
 - Wire harness kit.



2-Door Power Window Switch Kit

Part No.

SPAL-127

- 3-Switch Kit. Comes with:
- 6-contact switches (3) with illumination and built-in frame (SPAL-049)
 - Wire harness kit.




2-Door Power Window Switch Kit

Part No.

SPAL-128

- 3-Switch Kit. Comes with:
- 6-contact switches (3) with illumination (SPAL-099)
 - 1 double frame for driver's door (SPAL-025)
 - Single frame for passenger door (SPAL-024)
 - Wire harness kit.



2-Door Power Window Switch Kit

Part No.

SPAL-046


- 3-Switch Kit. Comes with:
- 5-contact non-illuminated switches (3) with frame (SPAL-044)
 - Wire harness kit.



SECURITY ACCESSORIES




SPAL Universal Power Window Switch Kits *continued*



2-Door Power Window Switch Kit

- 3-Switch Kit. "Pod" style for surface mounting.
Comes with:
- 6-contact switches (3) with illumination (SPAL-111)
 - Right and Left mounting frames- dual for driver, single for passenger (SPAL-103)
 - Wire harness kit.


Part No.
SPAL-167



4-Door Power Window Switch Kit

- Door-Panel Mount. Comes complete with:
- Double 7-contact switches (2) with illumination for driver's door (SPAL-071)
 - Single 6-contact switches (3) with illumination and built-in frames for passengers' doors (SPAL-065)
 - 5-button frame for driver's door (SPAL-027)
 - 1 rear isolator switch - driver can keep rear doors from unlocking for child protection (SPAL-073)
 - Wire harness kit.


Part No.
SPAL-063



4-Door Power Window Switch Kit

- Armrest/Console Mount. Comes with:
- Single 6-contact switches (4) with illumination for driver (SPAL-070)
 - Single 6-contact switches (3) with illumination and built-in frame (SPAL-065)
 - Frame for driver (SPAL-033)
 - 1 rear isolator switch to allow rear doors to be kept locked by driver (SPAL-073)
 - Wire harness kit.

Part No.
SPAL-064



4-Door Power Window Switch Kit

- Pod Style Mount. Comes with:
- 6-contact switches (7) with illumination (SPAL-095)
 - 1 frame and housing for mounting driver's system (SPAL-099 and SPAL-100)
 - 3 single frames for other doors (SPAL-079)
 - Wire harness kit.

Part No.
SPAL-170

SPAL Switch Frames

Single Switch Frame for SPAL-128 kit.



Part No.
SPAL-024

Double Switch Frame for SPAL-128 kit.



Part No.
SPAL-025

Single mounting frames for SPAL-121, SPAL-147, SPAL-170



Part No.
SPAL-079



SECURITY ACCESSORIES

SPAL Universal Power Window Switch Kits *continued*

SPAL Dual Switch Frames

Double Horizontal mounting frames for SPAL-147



Part No.
SPAL-080

Double Vertical mounting frames for SPAL-147



Part No.
SPAL-081

Right and Left mounting frames dual for driver, single for passenger



Part No.
SPAL-103

SECURITY ACCESSORIES

SPAL Replacement Switches

6-contact switch with illumination and built-in frame for SPAL-127, Spal-041



Part No.
SPAL-049

6-contact switch with illumination and built-in frame for Spal-063, SPAL-064.



Part No.
SPAL-065

6-contact switch with illumination for SPAL-121, SPAL-147, SPAL-170



Part No.
SPAL-095

Single 6-contact switch with illumination for SPAL-064




Part No.
SPAL-070

6-contact switch with illumination for SPAL-128, SPAL-170



Part No.
SPAL-099

Double 7-contact switch with illumination for SPAL-063



Part No.
SPAL-071

Pre-Wired Relay Sockets

5 Wire pre-wired relay socket

Extra-long 24" heavy duty leads. Three UL approved 14 AWG wires for switching, 2 UL approved 18 AWG wires for the relay coil.

Part No.
90-101



6-contact switch with illumination for SPAL-167



Part No.
SPAL-111

Pre-Wired Relay Sockets *continued*

5 Wire Pre-Wired Extra Long Relay Socket

24" heavy duty UL approved wires with diode.
Easy three wire hook-up.



Part No.
90-102

Extra Long Pre-Wired Door Lock Relay Sockets

Pre-wired with extra-long 24" heavy duty leads for negative or positive trigger inputs. Works with most factory and aftermarket electric door locks.



Part No.
90-104

Relay Socket With Connectors

Make your own custom sockets. Includes 5 connectors.



Part No.
90-103

Relays

BOSCH 30/20A Relay

30/20 AMP SPDT relay. Bosch part: 0 332 204 150.
Plastic housing with tab.

Part No.
90-100



BOSCH 20/10A Mini Relay


20/10 AMP SPDT relay. Bosch part: 0 332 207 101

Part No.
90-110



Import 20/30A Relay

Part No.
90-400



Import 30/40A Relay

Part No.
90-401



SECURITY ACCESSORIES



Resistors

- Part No.** 90-R250 1/4 watt 250 Ohm resistor
- Part No.** 90-R1K 1/4 watt 1k Ohm resistor
- Part No.** 90-R1.5K 1/4 watt 1.5k Ohm resistor
- Part No.** 90-R2.2K 1/4 watt 2.2k Ohm resistor
- Part No.** 90-R2.7K 1/4 watt 2.7k Ohm resistor
- Part No.** 90-R4.7K 1/4 watt 4.7k Ohm resistor
- Part No.** 90-R10K 1/4 watt 10k Ohm resistor
- Part No.** 90-R1.2K 1/4 watt 1.2k Ohm resistor
- Part No.** 90-R100 1/4 watt 100 Ohm resistor
- Part No.** 90-R270 1/4 watt 270 Ohm resistor
- Part No.** 90-R3.3K 1/4 watt 3.3k Ohm resistor
- Part No.** 90-R3.9K 1/4 watt 3.9k Ohm resistor
- Part No.** 90-R330 1/4 watt 330 Ohm resistor
- Part No.** 90-R430 1/4 watt 430 Ohm resistor
- Part No.** 90-R560 1/4 watt 560 Ohm resistor
- Part No.** 90-R620 1/4 watt 620 Ohm resistor
- Part No.** 90-R680 1/4 watt 680 Ohm resistor
- Part No.** 90-R910 1/4 watt 910 Ohm resistor

Illuminated Toggle Switches



SPST On-Off. Rated at 12A @ 12 Volts.
Mount in 1/2" hole.

- Part No.** 02-710A • Amber
- Part No.** 02-710B • Blue
- Part No.** 02-710G • Green
- Part No.** 02-710R • Red

Sub-Mini Toggle Switches



- Part No.** 02-732WPre-wired • 24" leads • SPST • On/Off • 3A rating
- Part No.** 02-732SPST • On/Off • 3A rating
- Part No.** 02-734SPDT • On/Off • 3A rating
- Part No.** 02-736.....DPDT • On/Off/On • 3A rating

Mini Toggle Switches



- Part No.** 02-742WPre-wired • 24" leads • SPST • On/Off • 3A rating
- Part No.** 02-744SPDT • On/Off • 3A rating
- Part No.** 02-746DPDT • On/Off • 3A rating
- Part No.** 02-748.....DPDT • On/Off/On • 3A rating

Standard Toggle Switches

Part No. 02-752SPST • On/Off • 3A rating

Part No. 02-754SPDT • On/Off • 3A rating

Part No. 02-756DPDT • On/Off • 3A rating

Part No. 02-758.....DPDT • On/Off/On • 3A rating



Heavy-Duty Toggle Switches

Part No. 02-762SPST • On/Off • 3A rating

Part No. 02-764SPDT • On/Off • 3A rating

Part No. 02-766DPDT • On/Off • 3A rating

Part No. 02-768.....DPDT • On/Off/On • 3A rating



SECURITY ACCESSORIES

Push-Button Switches

Mini Push-Button Switch. Normally open.

Part No.
02-790



Pre-wired Mini Push-Button Switch.
24" leads with plug. Normally open.

Part No.
02-795

Rocker Switches

Part No. 02-770

Momentary Mini-Rocker Switch. Great for power door locks.
SPDT. MOM-Off-MOM. Mounts in .550" x 1.125" cutout.



Part No. 02-780

Mini-Rocker Switch. SPST. On-Off. Mounts in
.550" x 1.125" cutout.



Part No. 02-750

Illuminated Mini-Rocker Switch with Mounting Panel. SPST.
On-Off. 12 Volt bulb.



Pin Switches



Harrison Flange-mount Pin Switch. Polycarbonate shaft won't corrode. Cut to any custom length. Works in gaps as small as 1/8 inch.

Part No. 7844



Harrison Rubber-Booted Flange-mount Pin Switch. Similar to 7844, but add Rubber Boot cover.

Part No. 7848



Harrison Vertical Flange-mount Pin Switch. Similar to 7844, but Vertical Mount.

Part No. 7850



Trim To Fit Pin Switch. Accepts .156" Male Bullet connection. Total length of 2 7/16". Mounts in 5/16" hole.

Part No. 90-327



Short Self-tapping Pin Switch. Accepts .156" Male Bullet connection. Total length of 1 15/16". Mounts in 1/4" hole.

Part No. 90-322



Short Adjustable Pin Switch. Accepts .156" Male Bullet connection. Total length of 2". Mounts in 17/64" hole.

Part No. 90-324



Short 90° Self-tapping Pin Switch. Accepts .156" Male Bullet connection. Total length of 1 25/32". Mounts in 1/4" hole.

Part No. 90-323



Short 90° Adjustable Pin Switch. Accepts .156" Male Bullet connection. Total length of 1 3/4". Mounts in 17/64" hole.

Part No. 90-328



Extremely Heavy-Duty Pin Switch. Excellent for trunks and hoods. Adjustable for various depths.

Part No. 90-7841



Long Self-tapping Pin Switch. Accepts .156" Male Bullet connection. Total length of 2 1/2". Mounts in 1/4" hole.

Part No. 90-321



Long Adjustable Pin Switch. Accepts .156" Male Bullet connection. Total length of 2 3/8". Mounts in 17/64" hole.

Part No. 90-325

SECURITY ACCESSORIES



Pin Switches

Part No. 90-329

Long 90° Self-tapping Pin Switch. Accepts .156" Male Bullet connection. Total length of 1 3/8". Mounts in 1/4" hole.



Part No. 90-326

Long 90° Adjustable Pin Switch. Accepts .156" Male Bullet connection. Total length of 2 3/8". Mounts in 17/64" hole.



Part No. 90-7846

Super Switch. Polycarbonate shaft won't corrode. Adjustable for various depths. Stainless steel spring.



Part No. 90-356

GM Replacement Pin Switch. Fits 3/8" hole in most GM vehicles. Fits other brands of domestic vehicles as well. Self-adjusting length, dual contacts.



Part No. 90-357

Chrysler Replacement Pin Switch. fits 1/2" hole in most Chrysler vehicles. Self-adjusting length, dual contacts.



Part No. 90-330

Flat Pin Switch Mounting Bracket. Use to mount pins under the hood, in the trunk, etc. Fits all 1/4" self-tapping switches.



Part No. 90-331

90° Pin Switch Mounting Bracket. Use to mount pins under the hood, in the trunk, etc. Fits all 1/4" self-tapping switches.



Mercury Switches

Part No. 90-343

Pre-wired Clear Mercury Switch. Very reliable operation. Use for hoods and trunks.



Part No. 90-340

Mercury-Type Switch. Great for use on hoods and trunks. Adjusts easily by bending the 90° bracket to correct shape. Self-grounding body.



Part No. 90-342

Pre-wired Mercury Tilt Switch. Can be used for positive (+) or negative (-) trigger.



SECURITY ACCESSORIES

Reed Switches



Small Pre-wired Reed Switch with Magnet. Normally Open circuit.

Part No. 90-355



Reed Switch with Magnet. Normally open or Normally closed circuit. Please specify. Mount with screws or included double stick tape.

Part No. 90-320

Contact Switches



Door Contact Switch

Great for sliding van doors. Use for door locks, speakers and other electrical devices. Includes both sides of set.

Part No. 90-350

Round Key Switch



Part No.
90-350

SPDT On-Off. Key can be removed in either position. 2 keys included with switch.



"United We Stand"